

## High-accuracy and high-sensitivity optical tracing of dinitrogen pentoxide (N<sub>2</sub>O<sub>5</sub>) involved in a nocturnal tropospheric chemical reaction process in smog chamber using quantum cascade laser

Dinitrogen pentoxide (N<sub>2</sub>O<sub>5</sub>) is an important reactive intermediate in the atmospheric chemistry of nitrogen oxides and nitrate aerosol, especially during night-time. It is also an important reservoir of NO<sub>3</sub> radical that can react with various volatile organic compounds (VOCs) including alkenes and dimethyl sulphide (DMS). The heterogeneous removal of N<sub>2</sub>O<sub>5</sub> through the reactions of NO<sub>3</sub> (and N<sub>2</sub>O<sub>5</sub>) with aerosol particles may lead to a global O<sub>3</sub> reduction, thus directly and indirectly impacting on climate. Despite its importance and several decades of research, there are still many open questions about the role of N<sub>2</sub>O<sub>5</sub> in tropospheric chemistry due to the lack of suitable measurement methods for precise quantification of N<sub>2</sub>O<sub>5</sub> concentration.

Tunable laser absorption spectroscopy in the infrared involving fundamental ro-vibrational molecular transitions could provide a useful tool for high-sensitivity and high temporal resolution measurements of N<sub>2</sub>O<sub>5</sub>. However, the N<sub>2</sub>O<sub>5</sub> absorption in the infrared exhibits a broad band absorption feature (over ~40 cm<sup>-1</sup>) and the usually used distributed feedback lasers with a tuning range of ~5 cm<sup>-1</sup> were unable to scan a whole N<sub>2</sub>O<sub>5</sub> absorption feature for accurate quantification. Widely-tunable external-cavity quantum cascade laser (EC-QCL) is mostly suitable for such application. However, the prominent drawback of the commercially available broadband EC-QCL is the unavoidable etalon fringes resulting from its external cavity design structure. These etalon fringes limit the ultimate detection sensitivity and measurement accuracy.


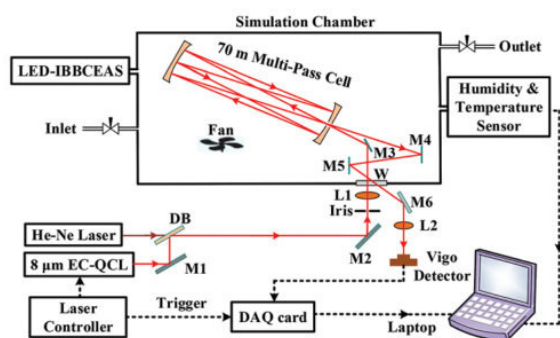


Fig. 1. left: Schematic of the EC-QCL-MPC apparatus used for quantitative measurements of N<sub>2</sub>O<sub>5</sub> in an ASC. A He-Ne laser ( $\lambda = 632.8$  nm) overlapped with the mid-IR EC-QCL beam by means of a dichroic beamsplitter DB (ISP Optics, model BSP-DI-25-3) was used for optical alignment. L: focusing lens; M: reflective mirror; W: CaF<sub>2</sub> window; LED-IBBCEAS: Light emitted diode based incoherent broadband absorption spectrometer for NO<sub>2</sub> and NO<sub>3</sub> measurement; right: Picture of the ASC involved in the present work.

We report recently on the development of an EC-QCL based spectroscopic instrument for N<sub>2</sub>O<sub>5</sub> measurement by direct long path absorption spectroscopy near 8  $\mu$ m. The experimental set-up is schematically depicted in Fig. 1. A water-cooled continuous-wave EC-QCL (Daylight Solutions, Model CW-MHF 41000), mode-hop free tunable in the infrared spectral region from 1223 to 1263 cm<sup>-1</sup>, was used to probe broadband absorption of N<sub>2</sub>O<sub>5</sub> of the  $\nu_{12}$  band near 8  $\mu$ m. The EC-QCL beam was collimated and injected into a home-made

multipass cell (MPC) installed inside the atmospheric simulation chamber (ASC) in open-path configuration. MPC was formed with two spherical mirrors separated by about 1 m resulting in an effective optical pathlength of  $L_{\text{eff}} = 70$  m. The laser beam emerging from the MPC was focused onto a VIGO detector (PVI-4TE-4). The direct absorption signal of  $\text{N}_2\text{O}_5$  from the VIGO detector was digitalized with a data acquisition card (NI-6036E) and processed with a Labview-based program associated with a laptop computer. The developed EC-QCL-based  $\text{N}_2\text{O}_5$  sensing platform was evaluated by real-time tracking  $\text{N}_2\text{O}_5$  concentration in its most important nocturnal tropospheric chemical reaction of  $\text{NO}_3 + \text{NO}_2 \leftrightarrow \text{N}_2\text{O}_5$  (Eq. 1) in an ASC operating at atmospheric pressure and room temperature ( $293.2 \pm 0.5$  K) under dry conditions ( $\text{RH} < 1\%$ ).

A specific algorithm was developed for the precise retrieval of  $\text{N}_2\text{O}_5$  concentration (Fig. 2. left), which allowed us to significantly eliminate the unavoidable intrinsic etalon fringes of the EC-QCL and spectral interference lines of  $\text{H}_2\text{O}$  vapor absorption, allowing us to improve detection sensitivity of the EC-QCL instrument by a factor of 10 and to eliminate bias error of  $\sim 21\%$  caused by the etalon effects in the retrieved  $\text{N}_2\text{O}_5$  concentration. Using a  $L_{\text{eff}} = 70$  m, a minimum detection limit (DL) of 15 ppbv was achieved with a 25 s integration time (Fig. 2. right).

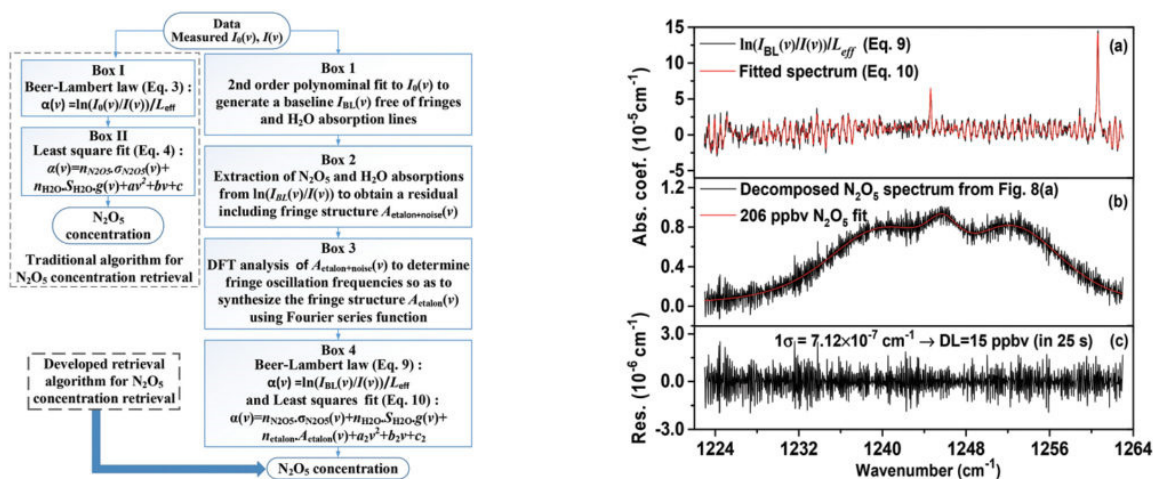


Fig. 2. left: Flow chart illustrating the developed  $\text{N}_2\text{O}_5$  concentration retrieval algorithm, in comparison with a traditional method. right: Retrieval of  $\text{N}_2\text{O}_5$  concentration. (a) Measured (black) and fitted (red)  $\text{N}_2\text{O}_5$  absorption spectra including  $\text{H}_2\text{O}$  vapor, etalon fringe and baseline fluctuation. (b) Decomposed 206 ppb  $\text{N}_2\text{O}_5$  absorption spectrum (black) and the corresponding fit (red) from (a). (c) Fit residual.

The equilibrium rate constant  $K_{\text{eq}}$  in Eq. 1 was determined with the help of the direct concentrations measurements using the developed EC-QCL sensing platform. The result agreed well with the theoretical value deduced from a referenced empirical formula under well controlled experimental conditions. This work demonstrates the potential and the unique advantage of using a modern EC-QCL for applications in direct quantitative measurement of broadband absorption of key climate-change related molecular species.

**Hongming Yi<sup>1,\*</sup>, Tao Wu<sup>1,2</sup>, Amélie Lauraguais<sup>1</sup>, Vladimir Semenov<sup>3</sup>, Cecile Coeur<sup>1</sup>, Andy Cassez<sup>1</sup>, Eric Fertein<sup>1</sup>, Xiaoming Gao<sup>4</sup>, Weidong Chen<sup>1</sup>**

<sup>1</sup>Laboratoire de Physicochimie de l'Atmosphère, Université du Littoral Côte d'Opale, 59140 Dunkerque,

*France*

<sup>2</sup>*Key Laboratory of Nondestructive Test, Nanchang Hangkong University, Nanchang 330063, China*

<sup>3</sup>*A.M. Prokhorov General Physics Institute, Russian academy of sciences, Moscow, Russia*

<sup>4</sup>*Anhui Institute of Optics and Fine Mechanics, Chinese Academy of Sciences, Hefei 230031, China*

*\*now with Material Measurement Laboratory, National Institute of Standards and Technology, Gaithersburg, Maryland, USA*

## **Publication**

[High-accuracy and high-sensitivity spectroscopic measurement of dinitrogen pentoxide \(N<sub>2</sub>O<sub>5</sub>\) in an atmospheric simulation chamber using a quantum cascade laser.](#)

Yi H, Wu T, Lauraguais A, Semenov V, Coeur C, Cassez A, Fertein E, Gao X, Chen W

*Analyst. 2017 Dec 4*